


# Video Stream Player Help

Firefox interface styled browsers... (for other browsers see below) :



The screenshot shows a video player interface with a black background. In the center, there are large white digital-style numbers '05' and '800'. At the bottom, there is a dark grey control bar. On the left of the bar are a play/pause button and a volume icon. To the right of the bar is a full screen button. In the top right corner of the video area, there is a small blue PiP button. Red circles highlight these four buttons, with red arrows pointing to text boxes below.


Press the speaker here to un-mute so that you can hear the sound.

The stream should automatically start if the streaming has already started. You can press here to STOP the stream, or to START it again.

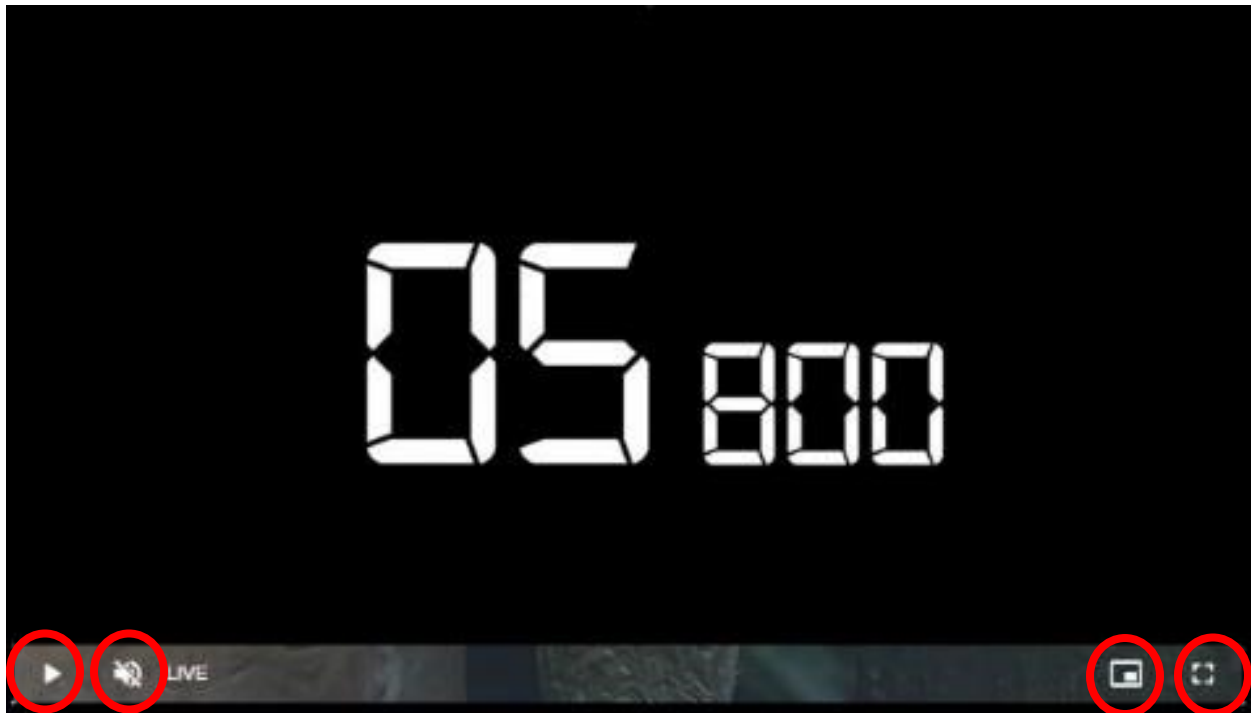
Press here to switch to FULL SCREEN VIEW. Press ESC Key to exit full screen view.

“Picture-in-Picture” Floating Frame view. You can resize to any size and drag it to any location.

Additional Note:  
If it is the scheduled time for the video stream and it does not appear to be starting. You may try pressing the browser “refresh” button. (The refresh button looks like a curved arrow).



Chrome interface styled browsers... (for other browsers see above or below) :




Press the speaker here to un-mute so that you can hear the sound.

The stream should automatically start if the streaming has already started. You can press here to STOP the stream, or to START it again.

“Picture-in-Picture” Floating Frame view. You can resize to any size and drag it to any location.

Press here to switch to FULL SCREEN VIEW. Press ESC Key to exit full screen view.

Additional Note:  
If it is the scheduled time for the video stream and it does not appear to be starting. You may try pressing the browser “refresh” button. (The refresh button looks like a curved arrow).



**BoltWave Live Video Streaming:**  
<https://www.boltwave.com>